



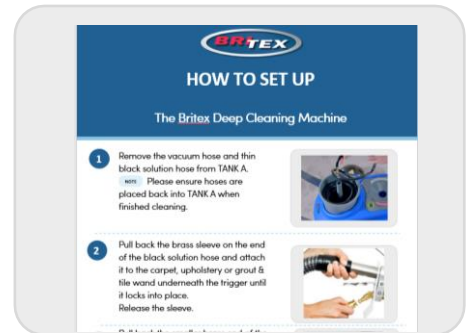
HOW TO CLEAN FLOOR GROUT & TILES

Using the Britex Deep Cleaning Machine

1

Firstly, follow the 'HOW TO SET UP THE MACHINE' instruction guide.


NOTE Britex Grout & Tile Deep Cleaning is not recommend to use on marble, stone or timber surfaces.



2

Fill TANK B with 9L of hot tap water (the water should be level with the filter)

NOTE Do not use boiling water




3

Add the required amount of BRITEX GROUT & TILE CLEANING SOLUTION by following the back of pack directions.



4

Attach the brush refill to the wand by gently pushing the wand head down onto the refill until it locks firmly in place




- 5** Rotate the Britex Grout & Tile Wand by simply pressing down on the lever and moving the head into a 90degree angle. This is the position for cleaning grout lines.




- 6** Turn on the PUMP button only and run the brush section of the wand along the grout line. Hold in the wand trigger and apply water and solution to the grout lines. Release the trigger and scrub along the grout line in a back and fourth motion until clean.



- 7** Once you've completed cleaning the selected areas of grout, position the wand head back to the horizontal mopping position. Turn on both the PUMP & VAC buttons on the Britex machine and mop using the spray trigger.



- 8** To extract water from the floor grout & tiles , lift the edge of the wand head, that is closest to you, slightly off the ground so that the mop head is tilted. Mop over the area, bringing the wand head towards you, extracting the water as it goes.






HOW TO CLEAN FLOOR GROUT & TILES

9 If TANK B is empty, refill as per Step 2 & 3.

Empty TANK A of dirty water down the laundry sink and replace back into the machine and continue.



10 When you are finished cleaning empty the dirty water from TANK A and release any unused water from TANK B using the tap at the back of the machine.

Clean the machine thoroughly including the wands before returning to the store.



For deep and stubborn stains pre treat Grout & Tiles with BRITEX GROUT & TILE SPRAY. Or can use seperately.



Still need assistance?

Watch our how-to-videos at britex.com/

OR call our customer service team

1800 804 973

Open from 9.00am – 5.00pm Weekdays

10.00am–5.00pm Weekends

Closed Good Friday, Christmas Day and Boxing Day

